


**General description**

The **MICRO AM4 series** consist of a system of 4 insulators combined in parallel. The varied load capacity they can withstand (from 20 daN to 500 daN) makes them the most suitable for insulating all kinds of machinery with a low cycle operating system (over 600 rpm). Their most outstanding feature is their lateral reinforcement, which limits the roll of the insulator in the event of momentary stresses in dynamic operation. Moreover, they have a rubber gasket inside the reinforcement which absorbs vibration by rubbing, dissipating part of vibratory energy in heat.



Description of the components :

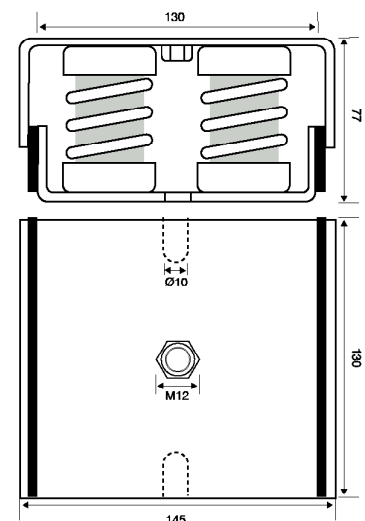
- **Springs** are protected with epoxy-polyester resin painting, resulting in high resistance to weathering
- **Cylindrical metal bushings** which protect the outside of the spring at the ends. It furthermore incorporates a visco-elastic putty which prevents direct contact of the metal parts and promotes sound blocking.
- **Rectangular metal bases** with open lateral attachment holes to make centring of drill holes easier for attachment to the floor or structure

**Technical specification**

- Low frequency isolators very indicated for HVAC installations
- Recommended in areas prone to high winds or earthquakes
- Isolator spring very indicated to work in equipments with lateral movement or quick changes of speed such as fans, chillers...
- The M12 leveling screws can be supplied separately for leveling
- Color coded for ease of identification

	MICRO AM4					
	20	60	80	100	150	200
<b>Min. Load (12 mm) (Kg)</b>	5	31	36	52	60	104
<b>Max. Load (25 mm) (Kg)</b>	20	60	80	100	150	200

	MICRO AM4					
	250	300	350	400	450	500
<b>Min. Load (15 mm) (Kg)</b>	130	156	182	209	235	261
<b>Max. Load (35 mm) (Kg)</b>	250	300	350	400	450	500



**Dynamic behaviour of our springs & rubbers**

All our antivibration springs models have been tested in European Acousticals Laboratories in order to accomplish the EU Antivibration standard regulations.

See Dynamic Behaviours results Exp n° 06/32006786



Information contained herein is based on careful tests and experience. It reflects our knowledge and is for guidance purpose only. It is given in good faith and user should ensure that the product is fit for purpose before any application. The quoted values are average and should not be taken as maximum or minimum values for specific purposes. Manufacturer and distributor are not responsible for any non-recommended use or consequential damage.

**Mounting specification**

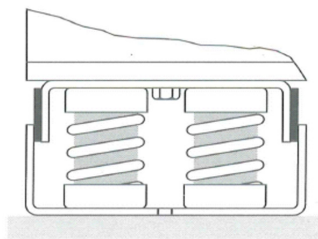
		Spring 1	Spring 2	Spring 3	Spring 4
<b>MICRO AM4</b>	<b>20</b>	AM 5 C	AM 5 C	AM 5 C	AM 5 C
	<b>60</b>	AM 15 C	AM 15 C	AM 15 C	AM 15 C
	<b>80</b>	AM 25 C	AM 15 C	AM 15 C	AM 25 C
	<b>100</b>	AM 25 C	AM 25 C	AM 25 C	AM 25 C
	<b>150</b>	AM 25 C	AM 50 C	AM 50 C	AM 25 C
	<b>200</b>	AM 50 C	AM 50 C	AM 50 C	AM 50 C
	<b>250</b>	AM 50 C	AM 75 C	AM 75 C	AM 50 C
	<b>300</b>	AM 75 C	AM 75 C	AM 75 C	AM 75 C
	<b>350</b>	AM 100 C	AM 75 C	AM 75 C	AM 100 C
	<b>400</b>	AM 100 C	AM 100 C	AM 100 C	AM 100 C
	<b>450</b>	AM 125 C	AM 100 C	AM 100 C	AM 125 C
	<b>500</b>	AM 125 C	AM 125 C	AM 125 C	AM 125 C

Spring 1                      Spring 2

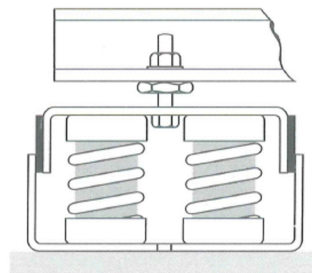
  
  
  

Spring 3                      Spring 4

**Assembly**

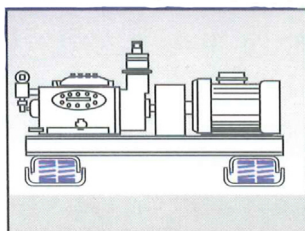


**Direct assembly**  
System for free fitting

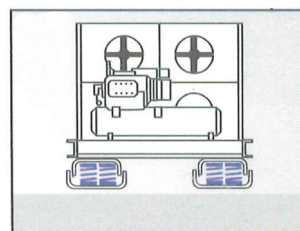


**Assembly with leveling**  
System supplied with leveling screws for attachment and leveling

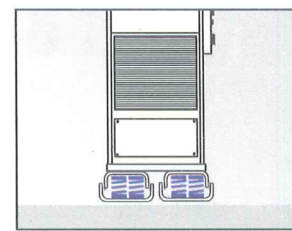
**Application**



**Cooling compressors**



**Refrigeration  
condenser units**



**Upright climatisation  
units**

Information contained herein is based on careful tests and experience. It reflects our knowledge and is for guidance purpose only. It is given in good faith and user should ensure that the product is fit for purpose before any application. The quoted values are average and should not be taken as maximum or minimum values for specific purposes. Manufacturer and distributor are not responsible for any non-recommended use or consequential damage.