

General description

The TG, TPM and TM series are designed to prevent the transmission of vibrations and structural noise of acoustic **ceilings** in halls and auditoriums, multi-cinemas, large department stores or areas which need to be vibro-acoustically insulated.

Also for air conditioning units and any dynamic equipment to be suspended from the **ceiling**.

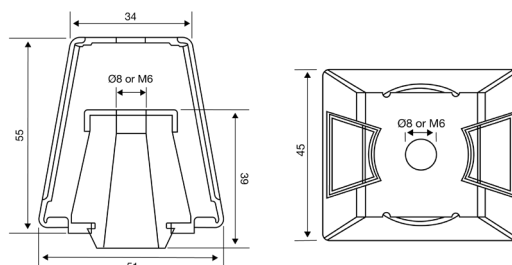
The TG, TPM and TM series have different modules, each of which is indicated for a specific application, depending on the weight to be supported and the disturbance frequency it generates. The TG series is in rubber only and TM and TPM models are with springs.



Technical specification

TG Models

- Rubber Mount manufactured in NR (natural rubber)
- 2 rubber quality or hardness available.
- R6: metal housing M6 threaded, specially designed for acoustic ceilings
- P8: metal housing with hole diameter 8,5 mm unthreaded, recommended for HVAC application

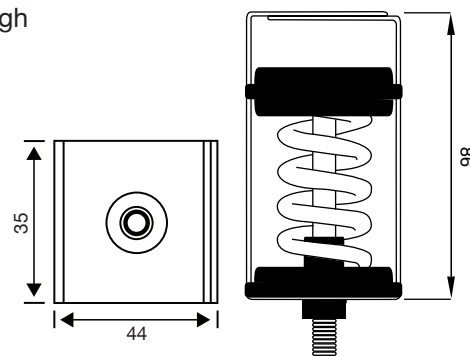


	TG 25 R6	TG 50 R6	TG 25 P8	TG 50 P8
Rubber hardness	NR 45° Sh A	NR 60° Sh A	NR 45° Sh A	NR 60° Sh A
Deflection / mm	6	5	6	5
Min. Load (Kg)	5	10	5	10
Max. Load (Kg)	25	50	25	50
Natural frequency min. load	12,9 Hz	12,9 Hz	12,9 Hz	12,9 Hz
Natural frequency max. load	7,1 Hz	9,1 Hz	7,1 Hz	9,1 Hz

TPM Models

- Low frequency isolators very indicated for HVAC installations
- Springs are protected with epoxy-polyester resin painting, resulting in high resistance to weathering
- Colour coded for ease of identification

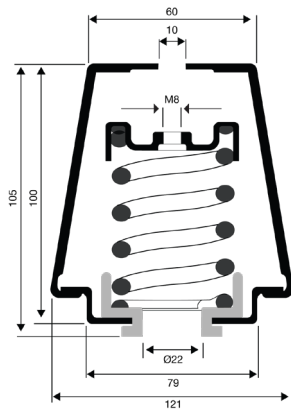
	TPM 10	TPM 20	TPM 30	TPM 60
Min. Load (12 mm) (Kg)	3	5,5	8	16
Max. Load (20 mm) (Kg)	12	22	32	64
Spring color	BLUE	RED	BROWN	GREEN



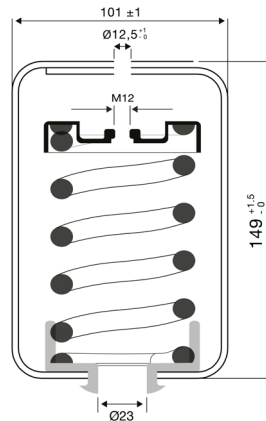
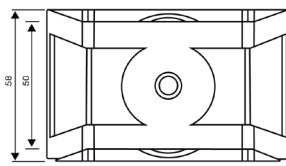
Information contained herein is based on careful tests and experience. It reflects our knowledge and is for guidance purpose only. It is given in good faith and user should ensure that the product is fit for purpose before any application. The quoted values are average and should not be taken as maximum or minimum values for specific purposes. Manufacturer and distributor are not responsible for any non-recommended use or consequential damage.

TM Models

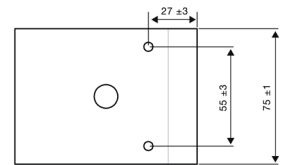
- Low frequency isolators very indicated for HVAC installations
- Springs are protected with epoxy-polyester resin painting, resulting in high resistance to weathering
- Colour coded for ease of identification



TM 15 / 125



TM 150 / 550



	TM 5	TM 15	TM 25	TM 50	TM 75	TM 100	TM 125
Min. Load (12 mm) (Kg)	2	8	14	16	39	46	66
Max. Load (25 mm) (Kg)	5	15	25	50	75	100	125
Spring color	BLACK	ORANGE	PURPLE	GREEN	BLUE	RED	PINK

	TM 150	TM 200	TM 250	TM 350	TM 450	TM 550
Min. Load (15 mm) (Kg)	71	75	106	146	192	221
Max. Load (35 mm) (Kg)	150	200	250	350	450	550
Spring color	GREEN	YELLOW	BROWN	GREY	ORANGE	BLACK

Dynamic behaviour of our springs & rubbers

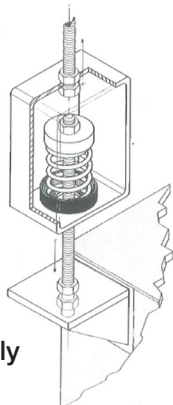
All our antivibration springs models have been tested in European Acousticals Laboratories in order to accomplish the EU Antivibration standard regulations.

See Dynamic Behaviours results Exp n° 06/32006786

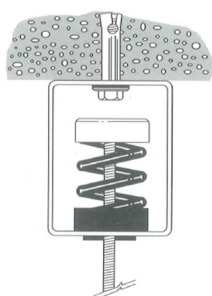


Information contained herein is based on careful tests and experience. It reflects our knowledge and is for guidance purpose only. It is given in good faith and user should ensure that the product is fit for purpose before any application. The quoted values are average and should not be taken as maximum or minimum values for specific purposes. Manufacturer and distributor are not responsible for any non-recommended use or consequential damage.

Assembly

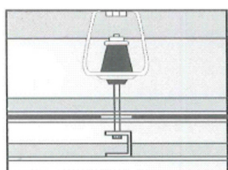


Suspended assembly

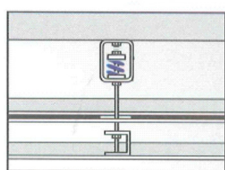


Direct assembly


Application



Acoustics ceilings



Suspended pipes



Fan coils and ducts

