

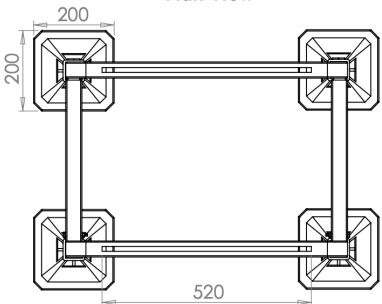
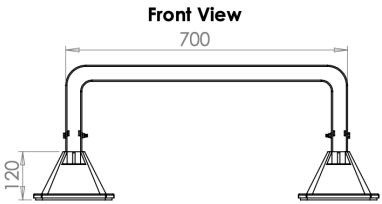
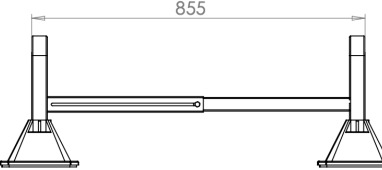
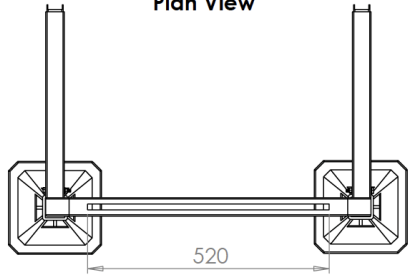

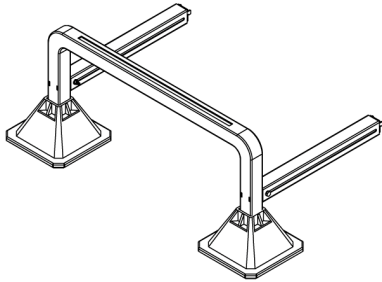
General description

The **MINI BPF** and **MINI EXT** are designed to support airconditioning and refrigeration equipment on flat roofs.

- New clic system : allow you to build a frame for your unit in under 2 minutes
- Black powder coated finish
- Supplied in 1 box



Technical specification

	MINI BPF	MINI EXT
	<p>Plan View</p>  <p>Front View</p>  <p>Side View Maximum Width</p> 	<p>Plan View</p>  <p>Front View</p>  
Feet size	200 x 200 mm	200 x 200 mm
Length	700 mm	700 mm
Width	485 - 855 mm	485 - 855 mm
Maximum recommended load	300 kg	150 kg

Application

