

### General description

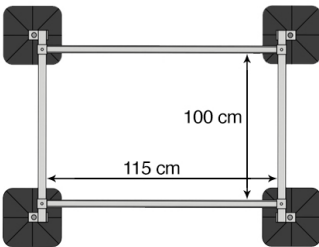
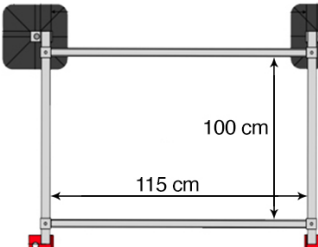
The **platform frame BPF / XPF** are designed to support airconditioning and refrigeration equipment on flat roofs.

The BPF / XPF platform allows quick and easy set up of a 1000 x 1150 mm frame. An XPF extension can be added in any ways.


Adjustable height from 250mm et 450mm (up to 890mm with **extension leg** (see below)).



### Technical specification

	BPF	XPF
		
<b>Consist of</b>	4 square feet 4 leg assemblies 2 side rails 2 sliding arms Hardware and end caps	2 square feet 2 leg assemblies 2 side rails 2 sliding arms Hardware and end caps
<b>Maximum recommended load</b>	700 kg	350 kg
<b>Recommended temperatures</b>	-30°C to +80°C	-30°C to +80°C
<b>Product weight</b>	32 kg	26 kg
<b>Other :</b>	U.V. resistant	U.V. resistant


<b>Square foot : B-SQF-305</b>	<ul style="list-style-type: none"> <li>• High density polyethylene (HDPE) 305 x 305 mm</li> <li>• Suitable for 41 x 41 mm rails</li> <li>• Pre-attached insulating mat</li> <li>• Preserves the waterproofing membrane of the roof</li> </ul>
<b>Standard Leg assembly: SFBLA + M24x250MM</b>	<ol style="list-style-type: none"> <li>1. Hot dip galvanized square tube 41 x 41 x 2.5 x 160 mm Closed on one end with welded square nut M24 metric 3</li> <li>2. Hot dip galvanized threaded rod M24 metric 3 x 250 mm</li> <li>3. Hot dip galvanized support bracket *for Platform Base : width 50mm 1 hole diameter 25 mm &amp; 1 hole diameter 11 mm *for Platform Extension : width 100 mm 2 holes diameter 25 mm &amp; 2 holes diameter 11 mm</li> <li>4. Three hot dip galvanized nuts and washers M24 metric 3, to be tightened with wrench n° 36 Supplied pre-assembled</li> </ol>
<b>Side rail : SC400/1000/G</b>	Hot dip galvanized steel rail 41 x 41 x 2,5 x 1000 mm To be assembled open-side down
<b>Sliding arm : SFSA100</b>	Hot dip galvanized steel rail 41 x 41 x 2.5 x 1150 mm, with 2 welded open cages on each end To be assembled open-side up
<b>Angled rubber pads</b>	Rubber pads in recycled rubber, 305x305 mm, angle of 2,5° or 5°.



Welding made according to norm : EN ISO 9606 - 1 : 2013 / Galvanization made according to norm : EN ISO 1461 : 1999

Information contained herein is based on careful tests and experience. It reflects our knowledge and is for guidance purpose only. It is given in good faith and user should ensure that the product is fit for purpose before any application. The quoted values are average and should not be taken as maximum or minimum values for specific purposes. Manufacturer and distributor are not responsible for any non-recommended use or consequential damage.

### Application



### Application DTU 43.1

Standard legs can be replaced by EXTENSION LEGS for applications meeting french standard DTU 43.1  
The EXTENSION LEG allows adjustable height from 690 mm to 890 mm.

