

General description

The F-100 CORDLESS STUD WELDER is a battery operated welding machine allowing the fixing of insulation material on sheet metal such as airducts in a single operation.

The F-100 CORDLESS STUD WELDER ensures a high quality of weld on galvanized sheet metal. The cordless welding machine, combined with long cables and a light weight makes it the proper tool for the jobsite. This machine uses the capacitor discharge technique and allows clips to be welded without overheating mark on the opposite side of metal sheet.

It is recommended to use our weldfasteners CDF with our welding machine F-100 CORDLESS STUD WELDER. Please refer to our technical data sheet T-2460_CDF3 & CDF4.

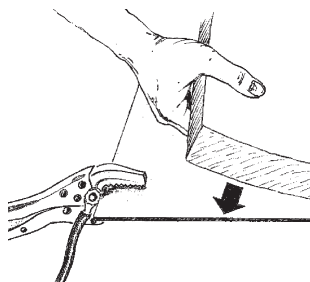
The welding machine is supplied with a red storage box, one speed charger and two batteries.




Technical specification

Capacitance	100 000 µF
Power supply	MAKITA battery 5.0 Ah - 18V.
Insulation protection	IP 33
Loading time of the capacitor	+/- 3 sec. according to the voltage used
Welding rate	Up to 20 pins / minute
Welding shots per battery	350 shots
Loading time of the battery	35 minutes
Length of the pistol cable	30 ft // 9.15 m
Length of the earth / ground cable	20 ft // 6.10 m
Weight of the unit without cables and without battery	11.90 lb // 5.4 kg
Size of the unit with handle	11.81 x 6.89 x 9.06 in // 300 x 175 x 230 mm
Weight of the case with machine complete	41.67 lb // 18.90 kg
Size of the case	20.87 x 14.57 x 12.99 in // 530 x 370 x 330 mm
UL and CE compliant - assembled in the USA	

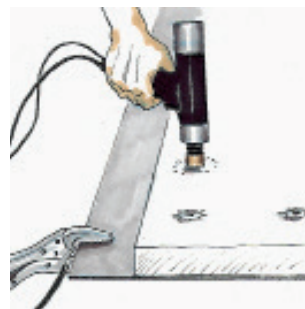
Application



Attach ground clamp of the welder to the sheet metal.
Lay insulation on sheet metal.



Place the weldfastener CDF on the magnetic head of the gun. Adjust the voltage according to the type and thickness of the sheet metal.



Press the pin through the insulation until the tip of the shank meets the sheet metal and press the trigger.

