

T - 231 - SP2-TC

WELDING PINS, LOCKING WASHERS & CAPS



General description

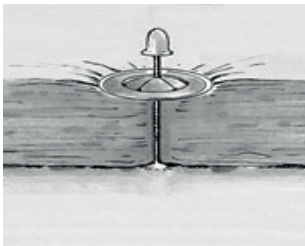

Quick and strong welding of pin on metallic surfaces such as air ducts

Portable pinwelder PW-33 needed.

Possibility to use CDW welders with special gun

Pin lengths ranging from 19 to 140 mm available

Locking washers and protective caps available as accessories




Technical description

PINS: SP2-TC	DIAMETER	2 mm
	STANDARD LENGTHS	from 19 to 140 mm
	LENGTHS ON REQUEST	from 141 to 200 mm
	MATERIAL	copper coated steel

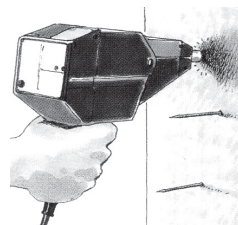
OPTIONAL ACCESSORIES		
LOCKING WASHERS: CL-0	EXTERNAL DIAMETER	30 or 38 mm
	THICKNESS	0,35 - 0,36 mm
	MATERIAL	galvanized spring steel
PROTECTIVE CAPS: NSC	MATERIAL	polyethylene
PROTECTIVE CAPS: CAP	MATERIAL	aluminum or stainless steel

Storage: In a dry place


Application



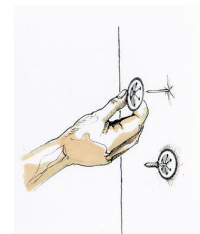
Insert the SP pin in the magnetised tip of the pinwelder PW-33.
Adjust the built-in-timer according to the thickness of the steel



Press the head of the PW-33 at right angles to the sheet metal and pull the trigger switch



Impale the insulation material on the pins



Secure with a CL locking washer.
If necessary cover the point with a protective CAP.

Information contained herein is based on careful tests and experience. It reflects our knowledge and is for guidance purpose only. It is given in good faith and user should ensure that the product is fit for purpose before any application. The quoted values are average and should not be taken as maximum or minimum values for specific purposes. Manufacturer and distributor are not responsible for any non-recommended use or consequential damage.

2017.04.28