

General description

Self-adhesive hangers are designed to fix efficiently insulation on smooth surfaces such as air ducts.

It consists of a pin, firmly crimped on a high quality self-adhesive base.

Locking washers supplied in each box.

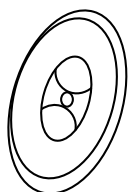


Technical specification

		SC-BGS	SC-SS
Base	Material	Galvanized steel	Stainless steel 304 (316 on request)
	Dimensions	50 x 50 mm (2" x 2")	
	Thickness	0,4 mm (28 ga.)	
Shank	Material	Stainless steel 304 (Stainless steel 316 on request)	
	Diameter	2,7 mm (12 ga.)	
	Lengths	25 to 400 mm (1" to 16")	
Adhesive	Base	White, cross-linked, closed-cell polyethylene foam	
	Coating	Modified acrylate adhesive on both sides	
	Liner	Siliconized paper	
	Thickness	1 mm (1/25")	

Locking washers

		SC-BGS	SC-SS
		CL-2-30-SS	CL-2-40-SS
Material		Stainless steel 304 spring type	Stainless steel 304 spring type
Diameter		30 mm (1-3/16") supplied as standard	38 mm (1-1/2") supplied on request
Thickness		0,33 mm (29 ga.)	
Edges		Beveled	



Storage

2 years when stored in a dry place. +10°C to +30°C (+50°F to +90°F), with 50% relative humidity.


Application recommendations

Quantity	8 to 12 hangers per square meter (1,20 sq Yd) are required in standard condition.
Application	<ul style="list-style-type: none"> * Surfaces should be clean and dry, free of dust, grease, oil and any other loose matter. * Avoid to use degreasing - products * Not for use in application likely to make contact with chlorinated, cetonic or esther solvents
Application temperature	+15 °C to +25 °C (+60°F to +77°F)
Holding temperature	-40 °C to +80 °C (-40°F to +176°F)

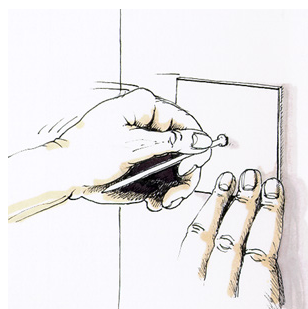
Application




Apply at temperature range +15°C to +25°C (+60°F to +77°F). Surfaces should be clean and dry, free of dust, grease, oil and any other loose matter. Do not use degreasing products. Not for use in application likely to make contact with chlorinated, cetonic or esther solvents.



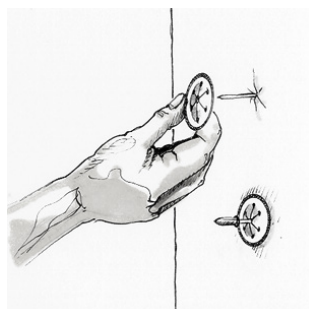
Remove the protective release paper taking care not to touch the adhesive



Place the hanger in the required position and press the base against the surface to be insulated



Insulation can be impaled immediately but maximum strength of adherence is achieved after 24 hours.



If necessary, cover the pin with protective cap.