


General description

In order to isolate vibrations caused by air handling units and fans connected to air ducts, it is highly recommended to install a flexible duct connector joint between the outlet of these devices and the airduct.



Technical description

- Fabric made of Polyester cloth, coated on both sides with black PVC
- Seam Type LOC 4
- Available in : **Galvanized steel, Stainless steel 304 or Stainless steel 316**, thickness 0,4 mm (28 ga)



LOC 4

Technical specification - Fabric

Material	Backing	Polyester cloth
	Coating	Black PVC on both sides
Weight	600 gr/m ² (18 oz/sq yd)	
Color	Black	
Temperature range	-30°C to +70°C (-22°F to 158°F)	
Features	Excellent mechanical and water resistance Flame retardant Very good resistance to moisture and weathering All purpose fabric	
Classifications	UL listed - NFPA 701	

The values listed are ultimate averages achieved under standard laboratory conditions. These results are given only as a guide and not as a warranty. An appropriate safety factor must be determined for the designed purpose.


RESISTANCE	Very good	Good	Fair	Poor	Very poor
ACIDS		x			
OILS			x		
SOLVENTS				x	
GREASES			x		
OZONE	x				
UV	x				
ALOGEN	x				

Resistance may differ depending on time and environment exposure and chemical concentration

Seam Resistance

Resistance of the mechanical joint (fabric to steel)

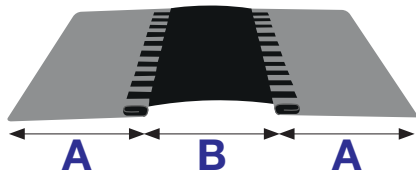
Pressure test : min. 2000Pa



**Minimum 30kg/100mm
(66 lbs/4")**

Information contained herein is based on careful tests and experience. It reflects our knowledge and is for guidance purpose only. It is given in good faith and user should ensure that the product is fit for purpose before any application. The quoted values are average and should not be taken as maximum or minimum values for specific purposes. Manufacturer and distributor are not responsible for any non-recommended use or consequential damage.


Dimensions




A = steel width		B = Fabric width	
45 mm	1-3/4"	60 mm	2-3/8"
		75 mm	3"
70 mm	2-3/4"	100 mm	4"

- Standard length of roll: 25 m (82 ft)
- Other lengths and sizes on request


Application



At a notch, cut a length equivalent to the perimeter required plus an overlap of 5 to 6 cm (2") for joining




Lift the seam outwards at right angle




Make a cut at the edge of the lifted seam section



Bend down the seam whilst ensuring that the cloth remains fastened



Coat the cloth with the appropriate adhesive or use our self-adhesive pads (if appropriate). Join both sides and press together firmly



Spotweld the steel and form to the desired shape

Information contained herein is based on careful tests and experience. It reflects our knowledge and is for guidance purpose only. It is given in good faith and user should ensure that the product is fit for purpose before any application. The quoted values are average and should not be taken as maximum or minimum values for specific purposes. Manufacturer and distributor are not responsible for any non-recommended use or consequential damage.