

General description

In order to isolate vibrations caused by air handling units, fans or other equipment connected to air ducts, it is highly recommended to install a flexible duct connector joint between the outlet of these devices and the airduct.



Technical description

- Fabric made of Fiberglass cloth, coated on one side with Silicone
- Insulation of Fiberglass between two layers of fabrics
- Galvanized steel thickness 0,4 mm (28 ga)
- Seam Type LOC 4



LOC 4

Technical specification - Fabric

Material	Backing	Fiberglass cloth
	Coating	Silicone on one side
Weight	500 gr/sq m (14,75 oz/sq yd)	
Color	Grey	
Temperature range	Continuous	-50°C to +200°C (-58°F to +392°F)
	Peak	+280°C (536°F)
Features	Excellent temperature resistance high and low Hardly flammable / Low smoke emission Excellent ozone weathering resistance	
Classifications	Silicone fabric : UL tested against NFPA 701	

The values listed are ultimate averages achieved under standard laboratory conditions. These results are given only as a guide and not as a warranty. An appropriate safety factor must be determined for the designed purpose.

RESISTANCE	Very good	Good	Fair	Poor	Very poor
ACIDS		x			
OILS				x	
SOLVENTS		x			
GREASES				x	
OZONE	x				
UV	x				
ALOGEN				x	

Resistance may differ depending on time and environment exposure and chemical concentration

Technical specification - Insulation

Material	Fiberglass
Thickness	25 mm (1")
Density	25 kg/m ³ (1-1/2 lbs/cft)
'R' value	4,2

Information contained herein is based on careful tests and experience. It reflects our knowledge and is for guidance purpose only. It is given in good faith and user should ensure that the product is fit for purpose before any application. The quoted values are average and should not be taken as maximum or minimum values for specific purposes. Manufacturer and distributor are not responsible for any non-recommended use or consequential damage.

Seam Resistance

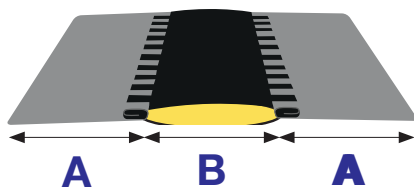
Resistance of the mechanical joint (fabric to steel)

Pressure test : min. 2000Pa



**Minimum 30kg/100mm
(66 lbs/4")**

Dimensions




A = steel width		B = Fabric width	
45 mm	1 ¾"	75 mm	3"
70 mm	2-¾"	100 mm	4"

- Standard length of roll: 30,5 m (100 ft)
- Other lengths and sizes on request


Application

1




At a notch, cut a length equivalent to the perimeter required plus an overlap of 5 to 6 cm (2") for joining

2




Lift the seam outwards at right angle

3



Make a cut at the edge of the lifted seam section

4




Bend down the seam whilst ensuring that the cloth remains fastened

5



Coat the cloth with the appropriate adhesive or use our self-adhesive pads (if appropriate). Join both sides and press together firmly

6



Spotweld the steel and form to the desired shape