


General description

In order to isolate vibrations caused by air handling units, fans or other equipment connected to air ducts, it is highly recommended to install a flexible duct connector joint between the outlet of these devices and the airduct.

It is necessary to select an airtight and flexible cloth, with good weathering qualities and one which will withstand the temperatures inside and outside the duct.

Duct being generally made of steel, the main difficulty is to fasten the cloth to it in order to obtain a resistant connection. Our flexible duct connectors are perfectly designed to fulfill this function.



Technical description

- Fabric made of Polyester cloth, coated on both sides with black PVC
- Insulation of Fiberglass between two ROBG fabrics
- Galvanized steel thickness 0,4 mm (28 ga)
- Seam Type LOC 4



LOC 4

Technical specifications

• **Fabric**

| SPECIFICATIONS | | ROBG |
|-------------------|---------|--|
| MATERIAL | BACKING | Polyester cloth |
| | COATING | black PVC on both sides |
| WEIGHT | | 600 gr/sq m (18 oz/sq yd) |
| COLOUR | | Black |
| TEMPERATURE RANGE | | -20°C to +70°C (-4°F to 158°F) |
| FIRE RESISTANCE | | Flame retardant - UL classified - NFPA 701 |

The values listed are ultimate averages achieved under standard laboratory conditions. These results are given only as a guide and not as a warranty. An appropriate safety factor must be determined for the designed purpose.

| CHEMICAL RESISTANCE | VERY GOOD | GOOD | FAIR | POOR | VERY POOR |
|---------------------|-----------|------|------|------|-----------|
| ACIDS | x | | | | |
| OILS | | x | | | |
| SOLVENTS | | | x | | |
| GREASES | | x | | | |

• **Steel**


Galvanized steel: 0,4 mm thick (28 ga)

• **Insulation**

Made of Fiberglass. Thickness : 25 mm (1")
 Density : 1-1/2 lbs/cft.
 'R' value 4.2.

• **Seam Resistance**

Resistance of the mechanical joint (fabric to steel)

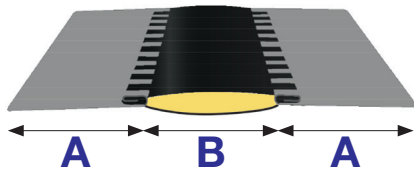


minimum 30 kg / 100 mm (ca. 2000 Pa)

Information contained herein is based on careful tests and experience. It reflects our knowledge and is for guidance purpose only. It is given in good faith and user should ensure that the product is fit for purpose before any application. The quoted values are average and should not be taken as maximum or minimum values for specific purposes. Manufacturer and distributor are not responsible for any non-recommended use or consequential damage.

2016.10.21


Dimensions




| A = STEEL WIDTH | | B = FABRIC WIDTH | |
|-----------------|--------|------------------|----|
| 70 mm | 2-3/4" | 100 mm | 4" |

- A = steel width
- B = fabric width
- Standard length of roll : 30,5 m (100 ft)
- Other lengths and sizes on request


Application




At a notch, cut a length equivalent to the perimeter required plus an overlap of 5 to 6 cm (2") for joining




Lift the seam outwards at right angle




Make a cut at the edge of the lifted seam section



Bend down the seam whilst ensuring that the cloth remains fastened



Coat the cloth with the appropriate adhesive. Join both sides and press together firmly



Spotweld the steel and form to the desired shape

Information contained herein is based on careful tests and experience. It reflects our knowledge and is for guidance purpose only. It is given in good faith and user should ensure that the product is fit for purpose before any application. The quoted values are average and should not be taken as maximum or minimum values for specific purposes. Manufacturer and distributor are not responsible for any non-recommended use or consequential damage.