

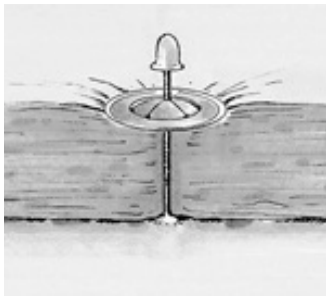
# T - 291 - PW-33

## PIN WELDER



### General description

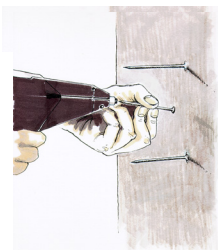
- Resistance pinwelder
- Portable (4Kg)
- Suitable for SP pins of diameter 2 or 2,2 mm
- Best result on thin steel sheet
- Built-in timer for optimum welding adjustments
- Supplied in a strong steel carrying case



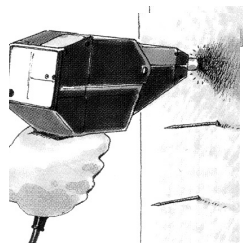
### Technical specifications

POWER SUPPLY	220 V - 1 Ph - 50/60 Hz
FUSES	16 A minimum
WELDING RATE	up to 6 to 8 pins / minute
LENGTH OF CABLE	3,70 m
WEIGHT	4 kg
MIN.SECTION OF EXTENSION	3 x 2,5 mm <sup>2</sup>
CE WELDING MACHINE IN ACCORDANCE WITH EUROPEAN UNION NORMS AND DIRECTIVES	
CONSULT OPERATING MANUAL	


### Application



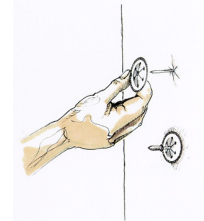
Insert the SP pin in the magnetised tip of the pinwelder PW-33.  
Adjust the built-in-timer according to the thickness of the steel



Press the head of the PW-33 at right angles to the sheet metal and pull the trigger switch



Impale the insulation material on the pins



Secure with a CL locking washer.  
If necessary cover the point with a protective cap.

Information contained herein is based on careful tests and experience. It reflects our knowledge and is for guidance purpose only. It is given in good faith and user should ensure that the product is fit for purpose before any application. The quoted values are average and should not be taken as maximum or minimum values for specific purposes. Manufacturer and distributor are not responsible for any non-recommended use or consequential damage.

2015.12.14