

T - 231 - CL-SP2-TC

WELDING PINS & LOCKING WASHERS






General description

Mechanical fastening of insulation on metallic surfaces such as air ducts.

Quick and strong welding of the SP2-TC with the portable pinwelder PW-33.

After impaling of the insulation material, secure with the locking washer CL-0-30.

Supplied 500 pins + 500 locking washers in each box.




Technical description

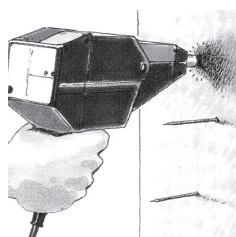
PINS : SP2-TC	MATERIAL	copper plated steel
	STANDARD LENGTHS	from 19 to 140 mm
	DIAMETER	2 mm
LOCKING WASHERS : CL-0-30	MATERIAL	Galvanized spring steel
	DIAMETER	30 mm (1 3/16")
	THICKNESS	0,35 mm (28 ga.)
	EDGES	Bevelled

Storage: In a dry place


Application



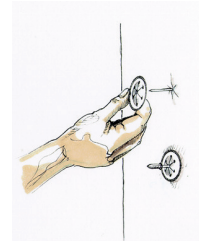
Insert the SP pin in the magnetised tip of the pinwelder PW-33.
Adjust the built-in-timer according to the thickness of the steel



Press the head of the PW-33 at right angles to the sheet metal and pull the trigger switch



Impale the insulation material on the pins



Secure with a CL locking washer.
If necessary cover the point with a protective cap

Information contained herein is based on careful tests and experience. It reflects our knowledge and is for guidance purpose only. It is given in good faith and user should ensure that the product is fit for purpose before any application. The quoted values are average and should not be taken as maximum or minimum values for specific purposes. Manufacturer and distributor are not responsible for any non-recommended use or consequential damage.

2016.04.04